

GOOD RIDDANCE BUT GOOD RETURNS...

OVERVIEW

The past quarter started out with a nice rebound in risk assets but grew more volatile toward year end as the Omicron surge and rising inflation pressed the Fed into a more inflation fighting focus than before. Covid continued to hold the world hostage spurred by new variants which triggered both public health policy responses and restrained consumer behaviors in response. Fed policy also fueled some late quarter volatility as policy makers shifted focus from job market recovery to containing alarming levels of inflation which reached a 7% annual clip by year end, the highest levels we've seen in 40 years. The Chinese economy continued to mature and slow due to the Omicron surge and a continued push toward regulation and various strategic social equity initiatives.

Overall, 2021 was a year where the markets underestimated both earnings growth and inflation – to a meaningful degree. Consensus estimates for S&P earnings growth began the year at +23.2% and were steadily revised upward throughout the year. With Q4 earnings season quickly approaching, current estimates suggest the S&P 500's earnings grew at over +50% in 2021 (but will moderate to 8% in 2022). In the end, the S&P 500 returned an impressive 11% for the quarter, taking 2021 to a whopping 28.7% return. Interest rates, which began to rise toward quarter end, introduced a new factor and with it, a potential change in equity market leadership.

With growth/inflation feeling more mid-cycle and monetary policy more early cycle, one can deduce 1) this has subsidized risk taking and should translate to more normalized levels of volatility looking forward and 2) risk assets may be slightly ahead of fundamentals. We expect persistent supply and demand imbalances, including labor markets, to result in a 'stickier' inflation backdrop than desired by the Fed. Based on current information, we do not expect the current Omicron Covid surge to derail the economy or capital markets but rather to factor in marginally by extending supply chain and labor market distortions throughout the first quarter. As always, financial markets face a myriad of geopolitical risks with China-U.S. and Russia/Ukraine currently heading the list. Importantly, political, or geopolitical events are typically short lived or looked past by financial markets, unless they are extreme and protracted.

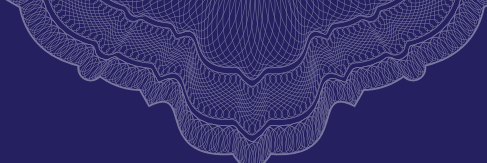
We are maintaining an overweight to global equities and underweight fixed income. Within equity markets, we are favoring developed equity markets, particularly Europe and the U.S. over a 12-18 month horizon and feel fixed income investors should maintain a modestly short duration and remain overweight credit sectors.

Constructive Observations

- Beginning stages of monetary policy normalization but still a very stimulative stance from the Fed and most global central banks.
- Global economic growth backdrop remains firmly intact despite a slow-down in rate of change.
- Expected continuation of improvements in the labor market and addressing of supply chain issues for the next several quarters.
- Fast surge in Omicron cases seemingly leading to a commensurate rapid decline.
- Labor market grinding toward full employment and consumer balance sheets are in good condition.

Cautious Observations

- A clear pivot toward a more pointed removal of accommodative monetary policy by the Fed and several global central banks.
- Persistent inflation may push policy makers toward a more aggressive tightening campaign, particularly if inflation seeps into stickier wage and rental costs.
- Omicron and uncertainty regarding future Covid variant bouts poses risks to economic growth, job creation, and supply chain normalization.
- Increases in inflation and yields will pressure high equity market valuations and profit margins.



MACRO OVERVIEW

A new CoVid-19 variant, dubbed “Omicron”, emerged during the fourth quarter and quickly became the prevalent strain impacting the country. Omicron’s appearance resulted in some additional delays in the reopening of businesses and supply chains and created increased market volatility. As the number of new cases increased, data suggested that the variant has a lower risk of severe effects, easing concerns of the severity of its impact. U.S. economic data was a mixed bag in the fourth quarter as job growth and gross domestic product (GDP) increased, while manufacturing activity moderated from recent record high levels. The Infrastructure Investment and Jobs Act was signed into law in November, creating further stimulus likely to benefit companies providing broadband access, clean water, electric grid renewal, transportation services and road improvements. For most of the year, comments from Fed officials referred to looming inflationary pressures as “transitory”, based on an assumption that CoVid-induced imbalances would quickly ameliorate as economies opened and returned to a semblance of normalcy. On December 15th the Federal Reserve vocalized its plans to accelerate the tapering of its asset purchases soon, setting the stage for potential interest rate increases sooner than previously expected. The Fed said it expects to raise short-term interest rates three times in 2022. Inflationary pressures, coupled with potential rate increases has raised concerns regarding the sustainability of economic growth. This has caused the U.S. Treasury yield curve to flatten in the fourth quarter. For now, corporate earnings remain strong, as reflected by the strong equity market returns posted this quarter and the full year 2021. The three-year annualized return for the S&P 500 at year-end was just over 26%, the highest level since 1999 when the figure was 27.6%. The Atlanta Fed’s GDPNow model is currently forecasting GDP growth of 5.1% year-over-year.

MARKETS OVERVIEW

Equities

Major U.S. equity markets surged in the fourth quarter. The S&P 500 rose an impressive 11% for the quarter and 28.7% for the year, marking the third consecutive year of double-digit gains. REITS, Info. Tech. and Materials were the strongest performing sectors this quarter while Communication Services,

Financials and Energy stocks lagged the broader equity market. Much of the gains for the year were concentrated in a handful of mega-cap technology stocks. Growth stocks outperformed value stocks in the large-cap space, but among mid-cap and small-cap stocks, value stocks outperformed growth.

The MSCI EAFE Index returned 11.8% for the year with only two developed countries posting negative returns: Hong Kong and New Zealand. The performance of the international equity markets was a tale of two periods. The first ten months of the year proved strong for value stocks with the MSCI EAFE Value Index up 12.0% while the MSCI EAFE Growth was up 10.7%. The final two months of the year saw a resurgence of growth as the MSCI EAFE Growth rallied with both indices coincidentally returning the same 11.6% result.

The Chinese stock market pulled back -6.1% in the quarter, bringing the full year retreat to -21.6%. The broader Emerging Markets were down -1.2% for the quarter and -2.2% for the full year.

Fixed Income

In the 4th quarter, the Barclays Aggregate Bond Index was essentially flat, returning 0.01%. U.S. Investment Grade Corporates posted a return of 0.23%, while U.S. High Yield generated 0.71%. Full year 2021 returns for the Aggregate Index was -1.5%. Investment Grade Corporates were -1.04% and 5.28% for High Yield. Returns for the month of December were driven by tighter credit spreads partially offset by higher Treasury yields in the 5-30 year part of the curve. In 2021, the 10yr U.S. Treasury yield increased 57bps from 0.94% to 1.51%, producing a -3.68% return. Among major bond sectors, Treasury Inflation-Protected Securities (TIPS) were the standout performers, returning 6.0%

Real Assets

Most commodities had a strong year and fourth quarter. Oil prices pulled back in the fourth quarter, but still ended the year higher by over 50% from year-ago levels. Most agricultural commodities returned double-digit returns this year, as did most industrial metals. Copper appreciated 27% in 2021. Surprisingly, precious metals ended the year in negative territory.

This communication is provided for informational purposes only and is not an offer, recommendation or solicitation to buy or sell any security or other investment. This communication does not constitute, nor should it be regarded as, investment research or a research report, a securities or investment recommendation, nor does it provide information reasonably sufficient upon which to base an investment decision. Additional analysis of your or your client’s specific parameters would be required to make an investment decision. This communication is not based on the investment objectives, strategies, goals, financial circumstances, needs or risk tolerance of any client or portfolio and is not presented as suitable to any other particular client or portfolio.

S&P 500 POSTS ONE OF ITS HIGHEST YEARLY RETURNS ON RECORD

Greater Than 20% Return Years For The S&P 500							
Rank	Year	Return	Following Year Return	Rank	Year	Return	Following Year Return
1	1933	54.0%	-1.4%	19	1938	31.1%	-0.4%
2	1954	52.6%	31.6%	20	1991	30.5%	7.6%
3	1935	47.7%	33.9%	21	2021	28.7%	?
4	1928	43.6%	-8.4%	22	2003	28.7%	10.9%
5	1958	43.4%	12.0%	23	1998	28.6%	21.0%
6	1995	37.6%	23.0%	24	1961	26.9%	-8.7%
7	1927	37.5%	43.6%	25	2009	26.5%	15.1%
8	1975	37.2%	23.9%	26	1943	25.9%	19.8%
9	1945	36.4%	-8.1%	27	1951	24.0%	18.4%
10	1936	33.9%	-35.0%	28	1967	24.0%	11.1%
11	1997	33.4%	28.6%	29	1976	23.9%	-7.2%
12	1980	32.5%	-4.9%	30	1996	23.0%	33.4%
13	2013	32.4%	13.7%	31	1963	22.8%	16.5%
14	1985	31.7%	18.7%	32	1983	22.6%	6.3%
15	1950	31.7%	24.0%	33	2017	21.8%	-4.4%
16	1989	31.7%	-3.1%	34	1982	21.6%	22.6%
17	1955	31.6%	6.6%	35	1999	21.0%	-9.1%
18	2019	31.5%	18.4%	36	1942	20.3%	25.9%

SOURCE: STRATEGAS

This communication is provided for informational purposes only and is not an offer, recommendation or solicitation to buy or sell any security or other investment. This communication does not constitute, nor should it be regarded as, investment research or a research report, a securities or investment recommendation, nor does it provide information reasonably sufficient upon which to base an investment decision. Additional analysis of your or your client's specific parameters would be required to make an investment decision. This communication is not based on the investment objectives, strategies, goals, financial circumstances, needs or risk tolerance of any client or portfolio and is not presented as suitable to any other particular client or portfolio.

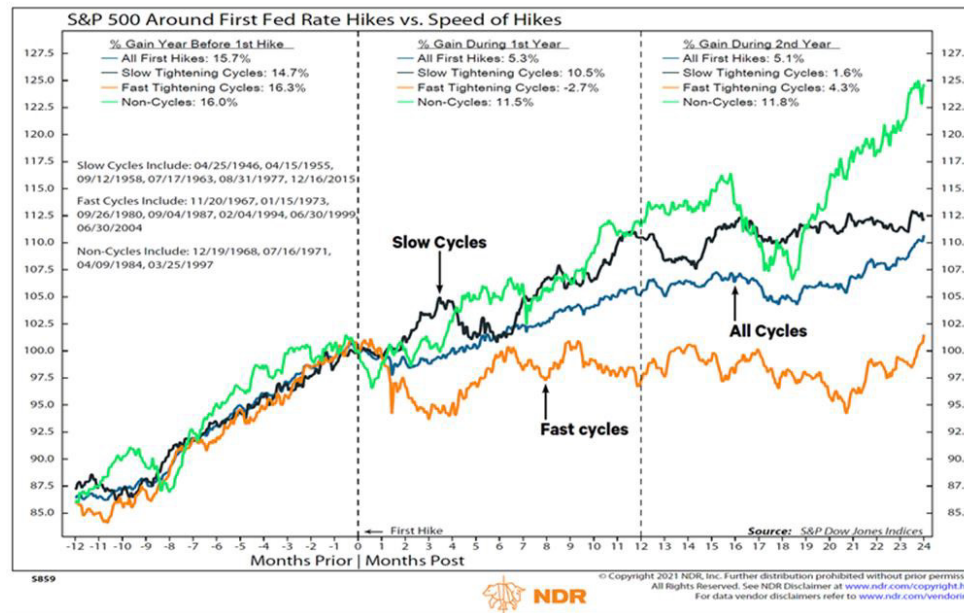
BOND RETURNS NEGATIVE FOR ONLY THE FOURTH TIME SINCE 1976 DESPITE RECORD INFLOWS TO BOND FUNDS

Net Flows into Mutual Funds + ETFs (\$BN)						
Year	Domestic Equity		International Equity		Bond	Money Mkt
	MF	ETF	MF	ETF		
2009	(\$27.6)	\$30.9	\$29.6	\$39.6	\$417.2	(\$539.1)
2010	(\$81.1)	\$46.7	\$56.7	\$41.5	\$262.0	(\$525.1)
2011	(\$133.3)	\$47.3	\$4.1	\$24.3	\$163.7	(\$124.1)
2012	(\$159.1)	\$80.9	\$6.4	\$51.9	\$358.5	(\$0.2)
2013	\$18.1	\$104.1	\$141.4	\$62.8	(\$59.0)	\$15.0
2014	(\$60.2)	\$141.5	\$85.4	\$46.6	\$94.5	\$6.2
2015	(\$170.8)	\$65.4	\$93.9	\$109.7	\$29.4	\$21.5
2016	(\$235.4)	\$167.6	(\$24.5)	\$20.1	\$190.1	(\$30.3)
2017	(\$236.0)	\$186.0	\$76.7	\$159.8	\$381.1	\$106.9
2018	(\$253.2)	\$139.1	(\$7.3)	\$70.3	\$103.0	\$158.8
2019	(\$302.2)	\$132.7	(\$59.8)	\$29.8	\$458.5	\$552.7
2020	(\$470.8)	\$189.1	(\$175.0)	\$62.6	\$445.7	\$692.5
2021 YTD	(\$314.5)	\$403.6	(\$16.2)	\$179.8	\$549.8	\$220.5
TOTAL	(\$2,425.9)	\$1,734.8	\$211.4	\$898.7	\$3,394.5	\$555.2

SOURCE: STRATEGAS

This communication is provided for informational purposes only and is not an offer, recommendation or solicitation to buy or sell any security or other investment. This communication does not constitute, nor should it be regarded as, investment research or a research report, a securities or investment recommendation, nor does it provide information reasonably sufficient upon which to base an investment decision. Additional analysis of your or your client's specific parameters would be required to make an investment decision. This communication is not based on the investment objectives, strategies, goals, financial circumstances, needs or risk tolerance of any client or portfolio and is not presented as suitable to any other particular client or portfolio.

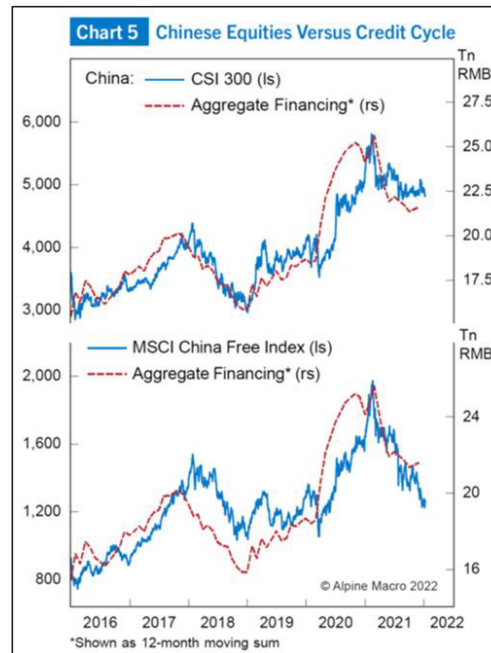
PACE OF TIGHTENING IS A SIGNIFICANT FACTOR INFLUENCING FORWARD RETURNS



SOURCE: NED DAVIS

This communication is provided for informational purposes only and is not an offer, recommendation or solicitation to buy or sell any security or other investment. This communication does not constitute, nor should it be regarded as, investment research or a research report, a securities or investment recommendation, nor does it provide information reasonably sufficient upon which to base an investment decision. Additional analysis of your or your client's specific parameters would be required to make an investment decision. This communication is not based on the investment objectives, strategies, goals, financial circumstances, needs or risk tolerance of any client or portfolio and is not presented as suitable to any other particular client or portfolio.

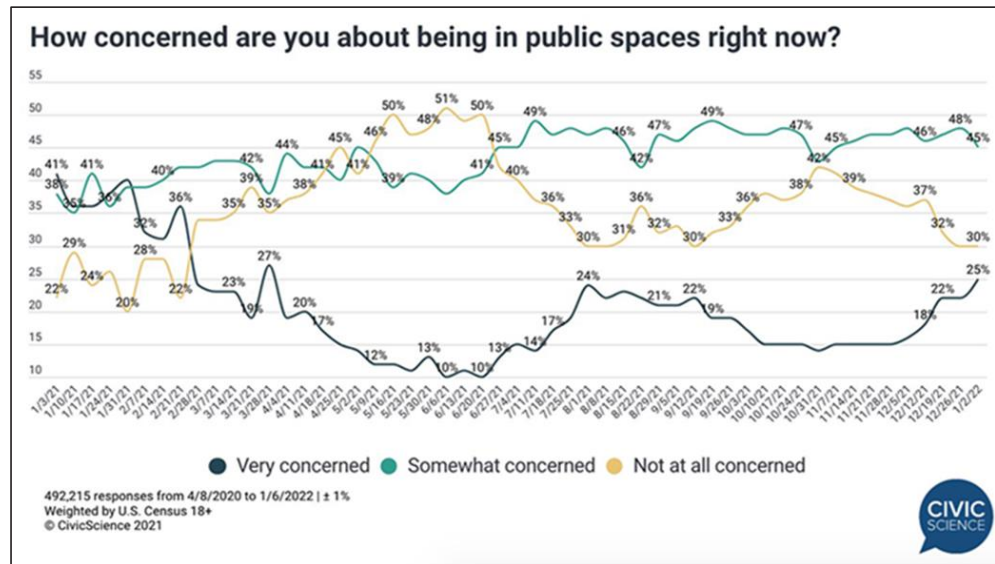
CHINESE MARKETS PULLING BACK BUT CREDIT CYCLE BEGINNING TO TURN HIGHER



SOURCE: ALPINE MACRO

This communication is provided for informational purposes only and is not an offer, recommendation or solicitation to buy or sell any security or other investment. This communication does not constitute, nor should it be regarded as, investment research or a research report, a securities or investment recommendation, nor does it provide information reasonably sufficient upon which to base an investment decision. Additional analysis of your or your client's specific parameters would be required to make an investment decision. This communication is not based on the investment objectives, strategies, goals, financial circumstances, needs or risk tolerance of any client or portfolio and is not presented as suitable to any other particular client or portfolio.

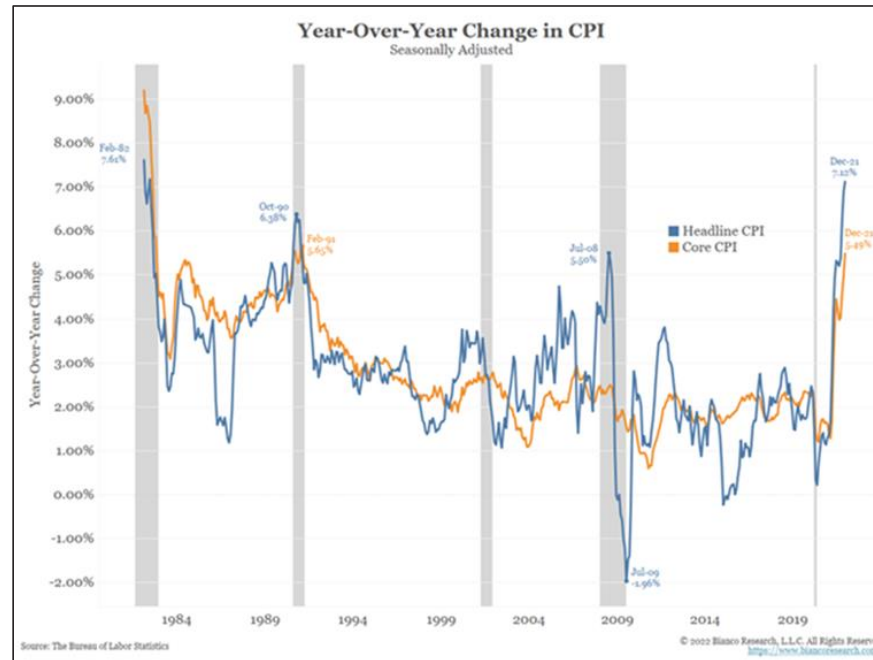
PUBLIC CONCERN REGARDING OMICRON NOW HIGHER THAN THE DELTA WAVE



SOURCE: CIVIC SCIENCE

This communication is provided for informational purposes only and is not an offer, recommendation or solicitation to buy or sell any security or other investment. This communication does not constitute, nor should it be regarded as, investment research or a research report, a securities or investment recommendation, nor does it provide information reasonably sufficient upon which to base an investment decision. Additional analysis of your or your client's specific parameters would be required to make an investment decision. This communication is not based on the investment objectives, strategies, goals, financial circumstances, needs or risk tolerance of any client or portfolio and is not presented as suitable to any other particular client or portfolio.

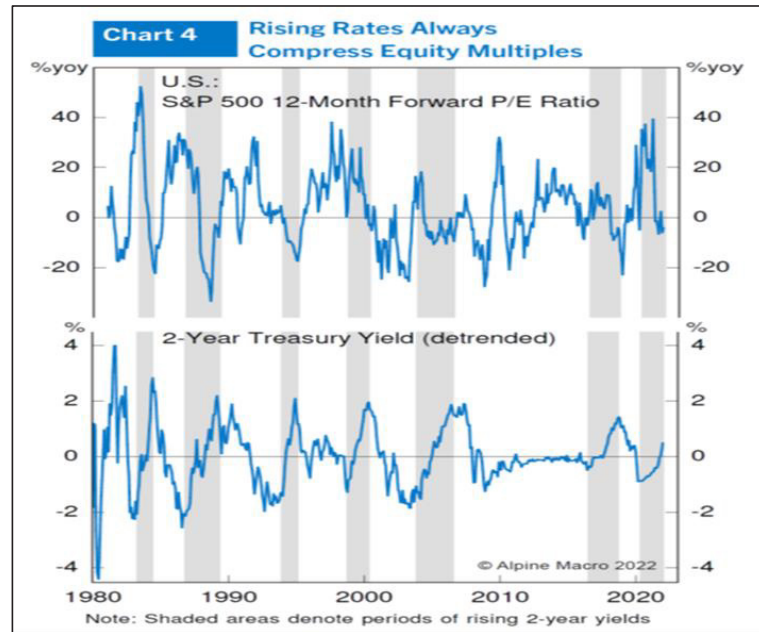
INFLATION HITS HIGHEST LEVEL SINCE THE 1980'S



SOURCE: BIANCO RESEARCH

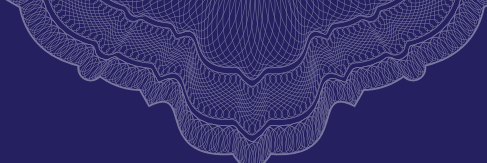
This communication is provided for informational purposes only and is not an offer, recommendation or solicitation to buy or sell any security or other investment. This communication does not constitute, nor should it be regarded as, investment research or a research report, a securities or investment recommendation, nor does it provide information reasonably sufficient upon which to base an investment decision. Additional analysis of your or your client's specific parameters would be required to make an investment decision. This communication is not based on the investment objectives, strategies, goals, financial circumstances, needs or risk tolerance of any client or portfolio and is not presented as suitable to any other particular client or portfolio.

RISING RATES ALWAYS COMPRESS EQUITY MULTIPLES



SOURCE: ALPINE MACRO

This communication is provided for informational purposes only and is not an offer, recommendation or solicitation to buy or sell any security or other investment. This communication does not constitute, nor should it be regarded as, investment research or a research report, a securities or investment recommendation, nor does it provide information reasonably sufficient upon which to base an investment decision. Additional analysis of your or your client's specific parameters would be required to make an investment decision. This communication is not based on the investment objectives, strategies, goals, financial circumstances, needs or risk tolerance of any client or portfolio and is not presented as suitable to any other particular client or portfolio.



DISCLAIMER

This communication is provided for informational purposes only and is not an offer, recommendation, or solicitation to buy or sell any security or other investment. This communication does not constitute, nor should it be regarded as, tax advice, legal advice, investment research, a securities or investment recommendation, nor does it provide information reasonably sufficient upon which to base an investment decision. Additional analysis of your or your client's specific parameters would be required to make an investment decision. This communication is not based on the investment objectives, strategies, goals, financial circumstances, needs or risk tolerance of any client or portfolio and is not presented as suitable to any other client or portfolio.

This communication is provided on a "where is, as is" basis, and we expressly disclaim any liability for any losses or other consequences of any person's use of or reliance on the information contained in this communication. Any opinions expressed herein are current only as of the time made and are subject to change without notice. The charts, graphs, and tables included herein are based on unaudited, third party data provided to us by one or more commercially available databases. While we believe this information is reliable, we bear no responsibility for errors or omissions.

Past performance is no guarantee of future performance.

TERMS OF USE

This communication was prepared by Taiber Kosmala & Associates, LLC ("we" or "us") and is intended for institutional investors and investment advisory professionals only and solely for the use of its recipient. There is a fee associated with the report, materials, and information contained herein. Recipients of this communication may not distribute it to others without our express prior consent.

About Taiber Kosmala & Associates, LLC

Taiber Kosmala & Associates, LLC, is a Chicago based boutique investment consulting firm founded in 2012 by a team of highly experienced investment professionals spanning over four decades across investment management, regulatory compliance, and institutional investment consulting. We provide comprehensive investment consulting services for a national base of not for profit, corporate, and public fund clientele.

About Advisor OS, LLC

Advisor OS is a comprehensive OCIO and turnkey asset management solution powered by Taiber Kosmala & Associates, LLC, a Chicago based boutique investment consulting firm founded in 2012 by a team of highly experienced investment professionals spanning over four decades across investment management, regulatory compliance, and institutional investment consulting. AOS leverages the institutional research platform, boutique consulting heritage, and industry leading technologies of Taiber Kosmala to work with RIAs and financial institutions ranging from \$100mm in assets to multi-billion dollar national brands in an ala-carte research or full turnkey capacity. We act as an extension of your investment back office, tailoring our deliverables to meet your specific needs and deliver exceptional value for your clients.

This communication is provided for informational purposes only and is not an offer, recommendation or solicitation to buy or sell any security or other investment. This communication does not constitute, nor should it be regarded as, investment research or a research report, a securities or investment recommendation, nor does it provide information reasonably sufficient upon which to base an investment decision. Additional analysis of your or your client's specific parameters would be required to make an investment decision. This communication is not based on the investment objectives, strategies, goals, financial circumstances, needs or risk tolerance of any client or portfolio and is not presented as suitable to any other particular client or portfolio.